

KL2001

NORDIC LIGHTS® KL2001 LED work light is an affordable upgrade for your lighting needs. The KL2001 matches the basic introduction level needs for heavy-duty lighting and is the right light when replacing halogen work lights.



Not all products are available in all markets. During continuous improvement specifications and design are changing. All values are nominal values. Illustrations do not necessarily show the design of every version and some features are version specific. The lumens output varies depending on lens colour.

TECHNICAL DATA

Theoretical Lumens Output	1900 lm	Vibration	8Grms 24-2000Hz
Operational Lumens Output	1200 lm	Lens	PC
Colour Temperature	5700 K	Body / Housing	Aluminium
Nominal Voltage DC	12 - 24 V	Weight	0.5 kg
Input Voltage DC	9 - 16 V 18 - 32 V	IP Rating	IP68, IP6K9K
Power Consumption	20 W	Salt Spray Test	ISO 9227 240H
Nominal Current at	24V=0.8A, 12V=1.7A	EMC	CISPR 25 Class 5, EN12895, ISO 13766, ISO 14982, ISO 7637-2
Connector	Built-in Deutsch DT-2 (2-pin)	Operating Temperatures	-40°C... +85°C (Overheat protected)
Mount	Single Bolt M10	Part Numbers	Wide Flood: 982-601B, Flood: 982-603B
Shock	60G		

CONNECTORS



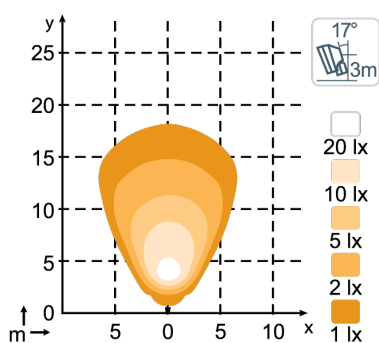
Built-in Deutsch DT-2 (2-pin)

KEY FEATURES

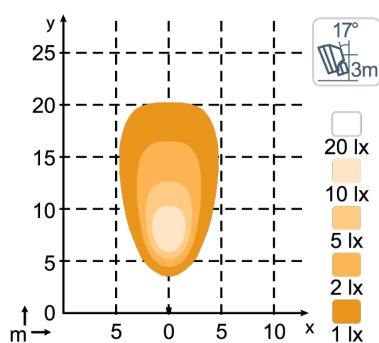
- Cost effective
- Operational lumens output: 1200lm
- Dimmable

LIGHT PATTERNS

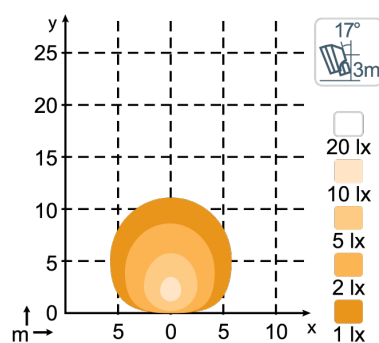
**KL2001 1200lm
Wide Flood**



**KL2001 1200lm
Flood**



**KL2001 900lm
Diffused**



DRAWINGS

